

Koroseal Wall Protection Systems

Korowood™ Handrails



HW70



HW7S



HW7P

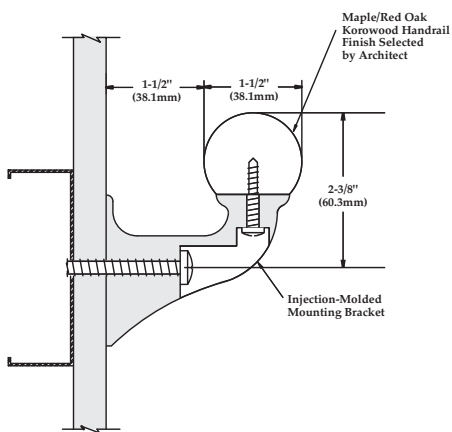
The **KOROWOOD** HW70, HW7S, and HW7P Handrails are 1-1/2" (38.1mm) diameter round-grip rails with injection-molded mounting brackets (HW70) or stainless steel brackets and end caps (HW7S, HW7P). **KOROWOOD** Handrails are constructed of solid wood and are available in a variety of styles. **KOROWOOD** is ideal for installations requiring low to medium protection. All designs meet national building code standards.

KOROWOOD is available in Red Oak or Maple Wood, and four finishes:

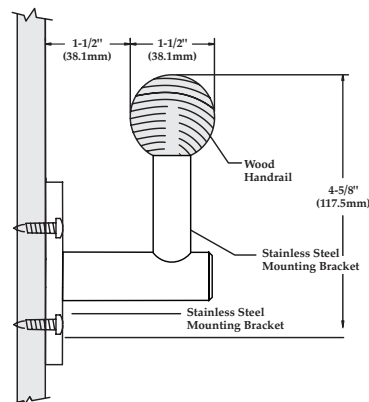
- Unfinished
- Clear Varnish
- Red Oak Stain
- Cherry Stain

NOTE: Cherry, Ash, Poplar, and Eucalyptus are also available and can be stained to specification.

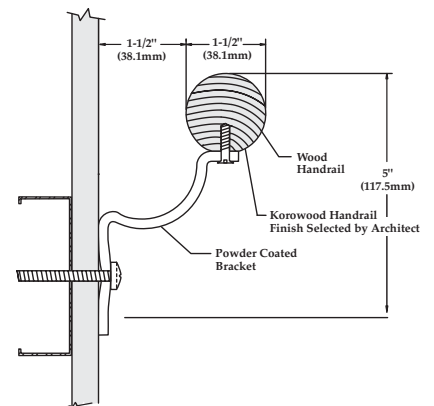
For more information on **KOROWOOD** Solid Wood Handrails or the **KOROSEAL®** Wall Protection System, call your local **KOROGARD** distributor or 800-628-0449.



HW70



HW7S



HW7P

Product Guide Specification

SECTION 10 26 00 SOLID WOOD HANDRAILS

PART 1 GENERAL

1.01 SECTION INCLUDES

Solid Wood Handrails.

1.02 SUBMITTALS

- A. Comply with requirements of Section 01 33 00—Submittals.
- B. Product Data: Submit manufacturer's product data including wood types and finishes, bumpers, and installation instructions.
- C. Shop Drawings: Submit shop drawings showing components, dimensions, and anchorage details.
- D. Samples: Submit 6" (152.4mm) long sample of each model, wood, finish, and bumper specified, including return and end units for Architect's approval.
- E. Certification: Submit manufacturer's certification indicating compliance with ADA requirements.

1.03 QUALITY ASSURANCE

Comply with ADA requirements.

1.04 DELIVERY, STORAGE, AND HANDLING

- A. Delivery: Deliver materials to site in manufacturer's original, unopened containers and packaging with labels clearly indicating manufacturer and material.
- B. Storage: Store materials indoors in a clean, dry area protected from damage and in accordance with manufacturer's instructions. Store wood products at proper relative humidity to avoid surface checking and end checking.
- C. Handling: Protect materials during handling and installation to prevent damage.

PART 2 PRODUCTS

2.01 MANUFACTURER

Koroseal Wall Protection Systems,
A Division of RJF International Corporation.

2.02 SOLID WOOD HANDRAILS

- A. Handrails:
 1. "Korowood™" Model HW20, Solid Wood Handrail with curved handgrip and vinyl bumper.
 2. "Korowood" Model HW40, Solid Wood Handrail with angular handgrip and vinyl bumper.
 3. "Korowood" Model HW60, Solid Wood Curved Handgrip and 4" (101.6mm) vinyl cover.
 4. "Korowood" Model HW70, Solid Wood Handrail with rounded full grip.
 5. "Korowood" Model HW7S, Solid Wood Handrail with rounded full grip and stainless steel mounting brackets, corners, and ends.
 6. "Korowood" Model HW7P Solid Wood Handrail with rounded full grip and stainless steel mounting brackets, corners, and ends.
 7. Mounting Brackets: Wood and finish to match handrails (HW20, HW40). Injection-molded (HW60, HW70). Stainless Steel (HW7S, HW7P).
 8. External Corners: Solid wood to match Handrails, factory-cut or crafted in field (HW20, HW40, HW70). Factory-manufactured (HW60). Stainless Steel (HW7S, HW7P).

9. Ends: Solid wood to match Handrails, factory-cut or crafted in field (HW20, HW40, HW70). Factory-manufactured (HW60). Stainless Steel (HW7S, HW7P).
10. Dimensions:
 - a. Height: [5-1/2" (139.7mm) (HW20, HW40)], [6-3/8" (161.9mm) (HW60)], [1-1/2" (38.1mm) (HW70, HW7S)].
 - b. Width: 1-1/2" (38.1mm).
 - c. Clearance from Wall: 1-1/2" (38.1mm).
- B. Wood and Finish:
 1. Red oak, natural unfinished.
 2. Red oak, natural with clear top coat.
 3. Red oak, red oak stain with clear top coat.
 4. Red oak, cherry stain with clear top coat.
 5. Maple, natural unfinished.
 6. Maple, natural with clear top coat.
 7. Maple, red oak stain with clear top coat.
 8. Maple, cherry stain with clear top coat.
 9. Cherry, Ash, Poplar, and Eucalyptus are also available and can be stained to specification.
- C. Bumpers (HW20, HW40): Integrated, flexible vinyl bumper strips held in place with 6063-T6 aluminum retainer.
 1. Height: 1-1/2" (38.1mm).
 2. Color: Color to be selected by Architect from manufacturer's standard colors.
- D. Covers (HW60): Rigid vinyl locked in place.
 1. Height: 6-3/8" (161.9mm).
 2. Color: Color to be selected by Architect from manufacturer's standard colors.

PART 3 EXECUTION

3.01 EXAMINATION

Inspect wall surfaces to receive Handrails and Chair Rails. Notify the Architect in writing if wall surfaces are not acceptable. Do not begin installation until unacceptable conditions have been corrected.

3.02 INSTALLATION

- A. Install Handrails to walls securely in accordance with manufacturer's written instructions.
- B. Install Handrails accurately in location, alignment, and elevation.
- C. Do not install cut lengths of Handrails with surface checking, end checking, or other damage.
- D. Do not install Handrails with exposed fasteners or wood plugs.
- E. Provide horizontal steel stud back-up in drywall stud cavity to accept fasteners.

3.03 ADJUSTING

Touch up minor damages or blemishes as approved by Architect.

3.04 CLEANING

Clean surfaces in accordance with manufacturer's instructions.



KOROGARD®
WALL PROTECTION SYSTEMS

800-628-0449 • www.korogard.com • Division 10 26 00